UNITED IRRIGATION TECHNOLOGIES
المتحدة لتكنولوجيا الري

OASIS

HEAVY-DUTY PRESSURE COMPENSATING DRIPLINE



مجلس أبوظبي للجودة والمطابقة
Abu Dhabi Quality & Conformity Council

صنع في الإمارات
MADE IN THE EMIRATES

Web: www.uitpipes.ae
Email: info@scigt.ae
+971(2) 444 2202

OASIS
Heavy Duty PC Dripline

UNITED IRRIGATION TECHNOLOGIES
المتحدة لتكنولوجيا الري

Especially Designed For Harsh Water Conditions

Oasis stands out by providing an exceptionally wide water labyrinth pathway system, providing the dripline with superior performance against harsh water conditions. This is further supported by a large clog-resistant inlet filter. Oasis has been successfully utilized in the MENA climate for years with excellent feedback and durability.

Landscaping | Orchards | Row Crops





Self-Flushing PC Labyrinth



Chemical-Resistant Silicone Diaphragm



Large Inlet Filter



- ☑ Dripper Flow Rates 1.0 /1.2 /1.6 /2.1 /2.3 /3.5 /3.8 l/h
- ☑ Dripline Diameters 16 / 17 / 20 / 22 / 25mm
- ☑ Recommended Filtration 120 mesh / 130 micron
- ☑ Dripper Spacing 20, 30, 40, 50, 60, 80, 100cm
- ☑ Dripline Wall Thickness 0.6mm-1.2mm
- ☑ Pressure regulating silicone diaphragm
- ☑ Durable under very harsh water & chemical conditions
- ☑ Extra wide labyrinth water passageways for turbulent flow
- ☑ ADQCC Approved

Web: www.uitpipes.ae
Email: info@scigt.ae
+971(2) 444 2202

Al 'Eed 5 Street, Abu Dhabi Industrial City, ICAD III, United Arab Emirates

UIT
United Irrigation Technologies

OASIS
Technical Data

UNITED IRRIGATION TECHNOLOGIES
المتحدة لتكنولوجيا الري

OASIS 2.1 LPH

Drip Line Nominal Diameter (mm)	Wall Thickness (mm)	Min. Operating Pressure (Bar)	Max. Operating Pressure (bar)	Slope (%)	Max Run Length (m) at Dripper Spacing (cm)							
					15	20	30	40	50	60	75	100
16 mm	0.9	0.5	3.5	-2	71	92	133	170	206	240	288	363
				-1	70	91	131	168	202	234	280	352
				0	70	91	129	164	197	229	272	339
				1	69	90	127	161	193	222	263	325
				2	69	89	125	158	188	217	255	312
16 mm	1.0	0.5	4.0	-2	75	97	140	179	216	252	302	381
				-1	74	96	138	177	213	247	295	370
				0	74	95	136	174	208	241	287	357
				1	73	94	134	171	204	235	279	345
				2	73	93	133	168	200	230	270	332
16 mm	1.1	0.5	4.2	-2	75	97	140	179	216	252	302	381
				-1	74	96	138	177	213	247	295	370
				0	74	95	136	174	208	241	287	357
				1	73	94	134	171	204	235	279	345
				2	73	93	133	168	200	230	271	332

OASIS 3.8 LPH

Drip Line Nominal Diameter (mm)	Wall Thickness (mm)	Min. Operating Pressure (Bar)	Max. Operating Pressure (bar)	Slope (%)	Max Run Length (m) at Dripper Spacing (cm)							
					15	20	30	40	50	60	75	100
16 mm	0.9	0.5	3.5	-2	51	66	95	121	146	170	204	256
				-1	50	65	94	120	144	167	200	251
				0	49	64	93	118	141	164	196	243
				1	49	64	91	116	139	161	191	236
				2	49	63	90	115	137	158	187	229
16 mm	1.0	0.5	4.0	-2	53	69	99	128	154	178	214	270
				-1	53	69	98	126	152	176	211	264
				0	52	68	97	124	149	173	206	257
				1	52	68	96	123	147	170	202	250
				2	52	67	95	121	145	167	198	244
16 mm	1.1	0.5	4.2	-2	53	69	99	128	154	178	214	270
				-1	53	69	98	126	152	176	211	264
				0	52	68	97	124	149	173	206	257
				1	52	68	96	123	147	170	202	250
				2	52	67	95	121	145	167	198	244

Web: www.uitpipes.ae
Email: info@scigt.ae
+971(2) 444 2202
Al 'Eed 5 Street, Abu Dhabi Industrial City,
ICAD III, United Arab Emirates

OASIS
Dripline Features

UNITED IRRIGATION TECHNOLOGIES
المتحدة لتكنولوجيا الري

- Great protection against particulate clogging and root intrusion without any chemicals
- Large clogging resistant inlet filter supported by a pressure regulating chemically resistant silicone diaphragm
- Continuously Self–flushes all particulates via a PC Labyrinth with one of the largest filters in the industry.
- Wall thickness available (0.90, 1.00, 1.10 mm).
- High UV resistant. Meets ISO 9261 Standards.
- ADQCC Approved.
- Injected dripper, very low CV with injected silicon diaphragm.
- Ensures high performance under harsh water conditions and chemical applications.
- Equal amount of water delivered from the drippers, ensuring 100% uniformity of water along the laterals.

CODE | Select Your Dripline



OASIS - WW - XX - YY - ZZ

- Nominal Diameter
- Wall Thickness
- Flowrate
- Dripper Spacing

HOW TO ORDER
OASIS-16-11-38-50

Different dripper spacings and flowrates are available upon request.

مجلس أبوظبي للجودة والمطابقة
Abu Dhabi Quality & Conformity Council

صنع في الإمارات
MADE IN THE EMIRATES

IAS ACCREDITED

ISO 14001:2015
ISO 45001:2018
ISO 9001:2015

CONTACT US

Web: www.uitpipes.ae
Email: info@scigt.ae
+971(2) 444 2202

Al 'Eed 5 Street, Abu Dhabi Industrial City,
ICAD III, United Arab Emirates

UNITED IRRIGATION TECHNOLOGIES
المتحدة لتكنولوجيا الري

SUBDRIP

ANTI-SIPHON PC DRIPLINE - SUBSURFACE IRRIGATION



مجلس أبوظبي للجودة والمطابقة
Abu Dhabi Quality & Conformity Council

صنع في الإمارات
MADE IN THE EMIRATES

Web: www.uitpipes.ae
Email: info@scigt.ae
+971(2) 444 2202

SUBDRIP
Anti-Siphon PC Dripline

UNITED IRRIGATION TECHNOLOGIES
المتحدة لتكنولوجيا الري

Especially Designed for Sub-Surface Drip Irrigation Applications

SUBDRIP excels with its integrated anti-siphon system, crucial for preventing the suction of sand or soil particles into the dripper mechanism. This feature ensures uninterrupted operation and reliability by maintaining clear water passages, thereby safeguarding against potential clogging or damage that could compromise irrigation efficiency.

Landscaping | Orchards | Row Crops

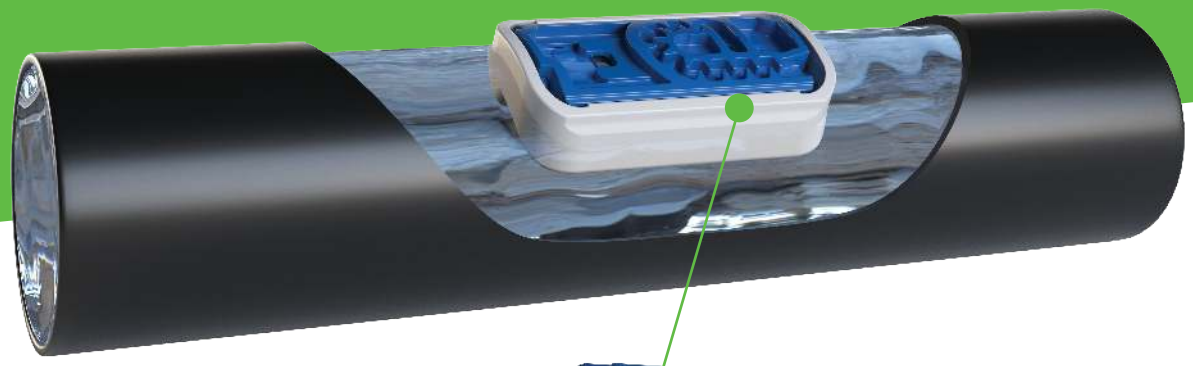





Self-Flushing PC Labyrinth



Chemical-Resistant Silicone Diaphragm



Inlet Filter with Anti-siphon Barrier

- ☑ Dripper Flow Rates 0.8 / 1.0 / 1.2 / 1.6 / 2.1 / 3.4 l/h
- ☑ Dripline Diameters 16 / 17 / 20 / 22 / 25 mm
- ☑ Recommended Filtration 120 Mesh / 130 Micron
- ☑ Dripline Wall Thickness 0.6 - 1.2 mm
- ☑ Durable under harsh conditions
- ☑ Pressure regulating silicone diaphragm
- ☑ Anti-siphon system to prevent soil and particle entry
- ☑ Special labyrinth water passageway system to minimize clogging risk

Web: www.uitpipes.ae
Email: info@scigt.ae
+971(2) 444 2202

Al 'Eed 5 Street, Abu Dhabi Industrial City, ICAD III, United Arab Emirates

UIT
United Irrigation Technologies

SUBDRIP
Technical Data

UIT
UNITED IRRIGATION TECHNOLOGIES
المتحدة لتكنولوجيا الري

SUBDRIP 2.1 LPH

Drip Line Nominal Diameter (mm)	Wall Thickness (mm)	Min. Operating Pressure (Bar)	Max. Operating Pressure (bar)	Slope (%)	Max Run Length (m) at Dripper Spacing (cm)							
					15	20	30	40	50	60	75	100
16 mm	0.9	1.0	3.0	-2	85	107	146	181	214	244	273	353
				-1	84	105	143	177	208	236	264	338
				0	83	103	140	172	201	227	265	321
				1	82	102	136	166	194	218	252	303
				2	80	100	133	161	187	209	240	285
16 mm	1.0	1.0	4.0	-2	97	122	167	207	244	278	311	401
				-1	96	121	164	203	238	271	302	387
				0	95	119	161	198	232	263	306	371
				1	94	117	158	194	226	255	295	355
				2	93	116	155	189	219	247	284	339
16 mm	1.10	1.0	4.2	-2	97	122	167	207	244	278	311	401
				-1	96	121	164	203	238	271	302	387
				0	95	119	161	198	232	263	306	371
				1	94	117	158	194	226	255	295	355
				2	93	116	155	189	219	247	284	339

SUBDRIP 3.4 LPH

Drip Line Nominal Diameter (mm)	Wall Thickness (mm)	Min. Operating Pressure (Bar)	Max. Operating Pressure (bar)	Slope (%)	Max Run Length (m) at Dripper Spacing (cm)							
					15	20	30	40	50	60	75	100
16 mm	0.9	1.0	3.0	-2	65	81	110	135	158	180	200	257
				-1	65	80	108	132	155	175	195	249
				0	53	67	93	116	138	158	186	228
				1	52	66	92	114	135	154	180	219
				2	52	65	90	112	132	149	174	209
16 mm	1.0	1.0	4.0	-2	71	89	121	150	177	202	225	289
				-1	70	88	120	148	174	197	221	282
				0	60	77	107	134	159	182	215	263
				1	60	76	106	132	157	178	20	255
				2	59	76	105	130	154	175	204	247
16 mm	1.10	1.0	4.2	-2	71	89	121	150	177	202	225	289
				-1	70	88	120	148	174	197	221	282
				0	60	77	107	134	159	182	215	263
				1	60	76	106	132	157	178	20	255
				2	59	76	105	130	154	175	204	247

Web: www.uitpipes.ae
Email: info@scigt.ae
+971(2) 444 2202
Al 'Eed 5 Street, Abu Dhabi Industrial City,
ICAD III, United Arab Emirates

SUBDRIP
Dripline Features

UNITED IRRIGATION TECHNOLOGIES
المتحدة لتكنولوجيا الري

- Anti-Siphon Technology prevents contaminates from Entering the dripper. Ideal for sub-surface applications.
- Contains an inlet filter with Anti-Siphon Barrier in addition to a Chemical-Resistant Silicone Diaphragm.
- Continuously Self – Flushes all particulates via a PC Labyrinth with one of the largest filters in the industry.
- Various wall thicknesses available (e.g., 0.9, 1.0, 1.1 mm).
- Injected dripper with very low CV (<5%) and with an injected silicon diaphragm.
- High UV Resistance and meets the ISO 9261 Standard.
- Protects against root intrusion without needing chemicals via a unique design, creating engineered physical barriers.
- Ensures high performance under harsh water conditions and prevents root entry into dripper's labyrinth.
- Equal amount of water delivered by the drippers, ensuring 100% uniformity of water along the laterals.
- Long -lasting, flexible tubing that is resistant to chemicals and UV radiation



CODE | Select Your Dripline



SUBDRIP - WW - XX - YY - ZZ

- WW: Nominal Diameter
- XX: Wall Thickness
- YY: Flowrate
- ZZ: Dripper Spacing

HOW TO ORDER
SUBDRIP-16-11-21-50

Different dripper spacings and flowrates are available upon request.

مجلس أبوظبي للجودة والمطابقة
Abu Dhabi Quality & Conformity Council

صنع في الإمارات
MADE IN THE EMIRATES

IAS ACCREDITED
ISO 14001:2015
ISO 45001:2018
ISO 9001:2015

CONTACT US

Web: www.uitpipes.ae
Email: info@scigt.ae
+971(2) 444 2202

Al 'Eed 5 Street, Abu Dhabi Industrial City,
ICAD III, United Arab Emirates

UNITED IRRIGATION TECHNOLOGIES
المتحدة لتكنولوجيا الري

AQUAFLOW

LIGHT FLAT NON-PC DRIPLINE



مجلس أبوظبي للجودة والمطابقة
Abu Dhabi Quality & Conformity Council

صنع في الإمارات
MADE IN THE EMIRATES

Web: www.uitpipes.ae
Email: info@uitpipes.ae
+971(2) 491 9351

AQUAFLOW
Light Flat Non-PC Dripline

UNITED IRRIGATION TECHNOLOGIES
المتحدة لتكنولوجيا الري

Especially Designed For Precision Irrigation

AQUAFLOW is tailored to economical farmers irrigating in favorable conditions, typically used in agriculture. AQUAFLOW is the superior non-pressure compensating dripline, boasting a large clog-resistant inlet filter with a wide turbulent flow labyrinth, providing resistant to clogging.

Landscaping | Orchards | Row Crops







- ☑ Dripper Flow Rates 0.8 /1.0 /1.2 /1.6 /2.0 /4.0 l/h
- ☑ Dripline Diameters 12 / 16 / 17 / 20 / 22 / 25mm
- ☑ Recommended Filtration 120 mesh / 130 micron
- ☑ Dripper Spacing 20, 30, 40, 50, 60, 80, 100cm
- ☑ Dripline Wall Thickness 0.6mm-1.1mm
- ☑ Large clog-resistant inlet filter
- ☑ Wide labyrinth water passageways for turbulent flow

Web: www.uitpipes.ae
Email: info@uitpipes.ae
+971(2) 491 9351

Al 'Eed 5 Street, Abu Dhabi Industrial City, ICAD III, United Arab Emirates

UIT
United Irrigation Technologies

AQUAFLOW
Dripline Features

UNITED IRRIGATION TECHNOLOGIES
المتحدة لتكنولوجيا الري

- Manufactured under the ISO9261 standard
- Wall thickness flexibility allows for cost optimization of projects based on agricultural cycle
- Rich in Carbon Black Content to maximize lifetime and solidify the pipe's mechanical performance
- High UV resistantance via high quality masterbach formula; Meets the ISO 9261 Standards.
- Dripper flowrate with a Coefficient of Variation of less than 5%. Regular inhouse lab testing to asssure quality

AQUAFLOW – Light Flat Non-PC Dripline

Drip Line Nominal Diameter	Inside Diameter (mm)	Wall Thickness (mm)	Manimum Working Pressure (bar)	Maximum Working Pressure (bar)	Dripper Kd
Lin 12 mm	11.15	0.3 -0.4	0.5	2.0	0.3
Lin 16 mm	15.8	0.15 -0.4	0.5	1.0 -2.0	0.18
Lin 16 mm	15.2	0.5 -0.6	0.5	2.5	0.20
Lin 16 mm	13.8	0.8 - 0.9	0.5	3.0	0.25

Note: *max. pressure in the lateral is according to the diameter and W.T. specification.*

AQUAFLOW 16

Dripline max. lateral length (m) | I.D. 15.2 mm, W.T. 0.6 mm, nominal diameter 16 mm, slope = 0% Inlet pressure - 2.5 bar.

Nominal Flow Rate (l/h)	Spacing between Drippers (cm)						
	20	30	40	50	60	75	100
0.8	118	156	189	219	247	286	345
1.0	101	134	162	188	212	246	297
1.2	94	120	146	169	190	221	266
1.6	74	99	120	139	157	182	220
2.1	64	85	104	121	136	158	191
4	41	54	66	77	87	100	121

Different dripper spacings available upon request.



AQUAFLOW - WW - XX - YY - ZZ

- Nominal Diameter
- Wall Thickness
- Flowrate
- Dripper Spacing

HOW TO ORDER

AQUAFLOW-16-09-20-50

Different dripper spacings and flowrates are available upon request.

UIT
United Irrigation Technologies

Web: www.uitpipes.ae
Email: info@uitpipes.ae
+971(2) 491 9351

Al 'Eed 5 Street, Abu Dhabi Industrial City,
ICAD III, United Arab Emirates



CONTACT US

Web: www.uitpipes.ae
Email: info@uitpipes.ae
+971(2) 491 9351

Al 'Eed 5 Street, Abu Dhabi Industrial City,
ICAD III, United Arab Emirates

UIT
United Irrigation Technologies

Plain PE Pipe

Polyethylene pipe for irrigation networks



PLAIN POLYETHYLENE / IRRIGATION NETWORKS



The connection behind healthy landscapes.

Plain polyethylene pipe for agricultural and landscape irrigation networks. Manufactured in Abu Dhabi to support the connections that carry water from the source to the planting area.

APPLICATIONS

Agricultural irrigation networks

Landscape irrigation networks

Water supply to planting areas

SPECIFY YOUR PROJECT

Share your required diameter, pressure class, quantity and application. UIT will confirm available sizes and the suitable configuration for your project.

Talk to UIT

info@uitpipes.ae | +971 2 491 9351

Al 'Eed 5 Street, ICAD III, Abu Dhabi, United Arab Emirates